



Size 10x10 mm
Rated inductance 0,82 μ H .. 1000 μ H

Construction

- Ferrite core
- Magnetically shielded
- Winding: enamel copper wire
- Winding welded to terminals

Features

- Wide temperature range
- Very high rated current
- Low DC resistance
- Suitable for leadfree reflow soldering

Applications

- Filtering of supply voltages
- Coupling, decoupling
- DC/DC converters
- Automotive electronics

Terminals

- Leadfree tinned

Marking

Marking on component:

Manufacturer

L value (in μ H) and tolerance (coded)

date of manufacture (coded)

Minimum marking on reel:

Manufacturer, part number, ordering code,

L value and tolerance

quantity, date of packing

Delivery mode

Blister tape 16mm, reel packing

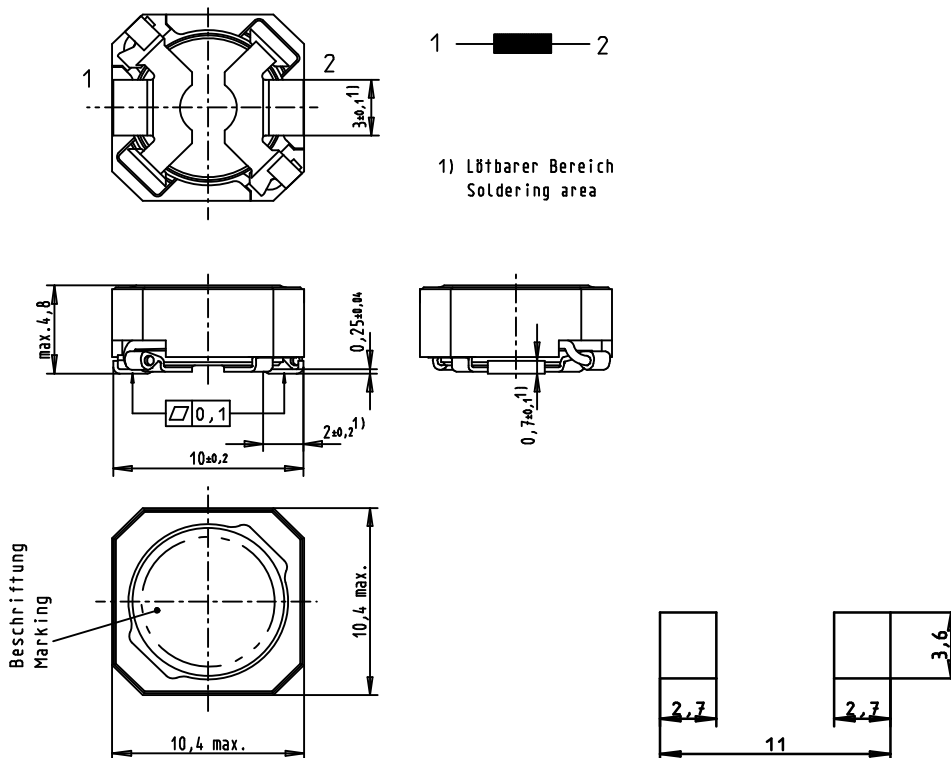
packaging quantity 750 pcs per reel



General technical data

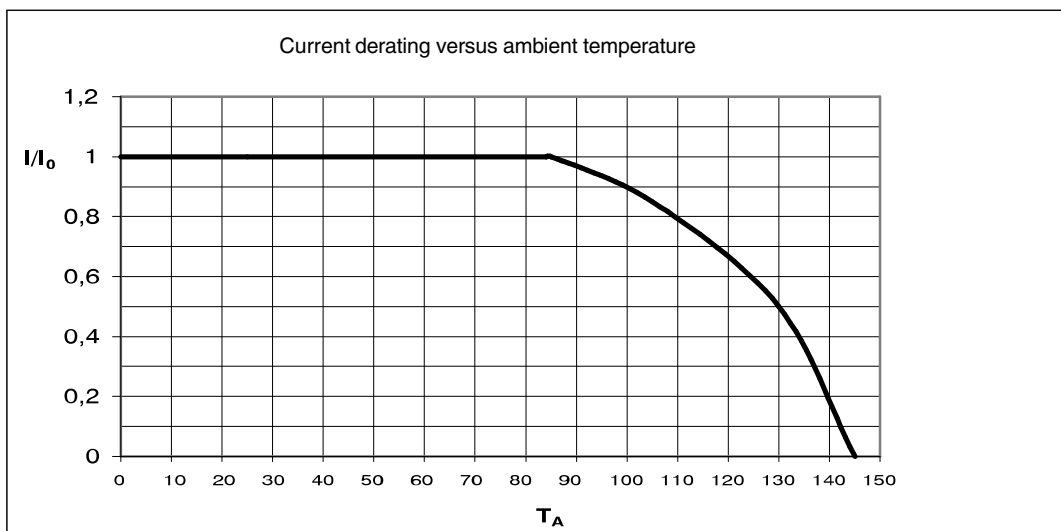
Rated inductance L_R	Measured with HP 4294A, measuring voltage 100 mV
Rated current I_R	Maximum permissible DC with temperature increase of ≤ 40 K at ambient temperature of 85 °C
Saturation current	Maximum permissible DC with inductance decrease $\Delta L/L_0 \approx 10\%$
Self-resonance frequency f_{res}	Typical self-resonance frequency measured with network analyzer HP 8753
Climatic category	In accordance with IEC 60068-1 55/125/56 (-55 °C/ +125 °C/ 56 days damp heat test)
Solderability	5s, 235°C, wetting > 90%
Mounting on PCB	Suitable for leadfree soldering profiles e.g. like shown in JEDEC J-STD-020C
DC resistance R_{max}	Measured at 20 °C ambient temperature
Weight	Approx. 2g

Dimensional drawing and layout recommendation



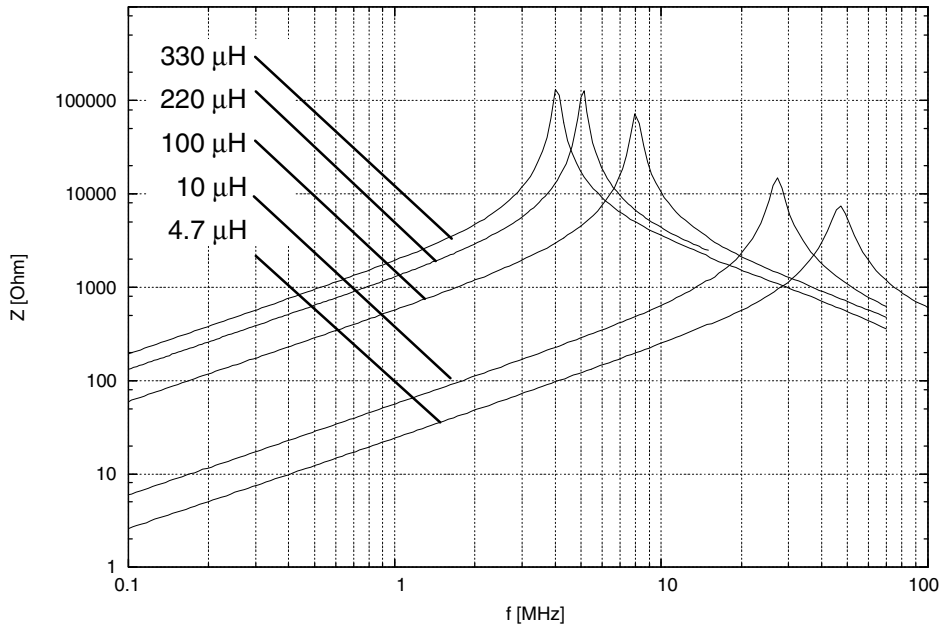

Characteristics and ordering codes

L_R μH	f_L MHz	Tolerance	I_{sat} A	I_R A	R_{max} Ω	$f_{\text{res,typ}}$ MHz	Ordering code
0,82	0,1	20 %	10,3	7,60	0,007	137	B82464-G4821-M
1,0	0,1	20 %	10	7,50	0,007	135	B82464-G4102-M
1,5	0,1	20 %	8,50	7,00	0,009	110	B82464-G4152-M
2,2	0,1	20 %	7,00	6,50	0,010	72	B82464-G4222-M
3,3	0,1	20 %	5,90	5,50	0,012	50	B82464-G4332-M
4,7	0,1	20 %	5,20	4,90	0,015	37	B82464-G4472-M
6,8	0,1	20 %	4,60	4,30	0,020	28	B82464-G4682-M
10	0,1	20 %	3,50	3,40	0,030	22	B82464-G4103-M
15	0,1	20 %	3,10	2,75	0,040	15	B82464-G4153-M
22	0,1	20 %	2,50	2,25	0,052	13	B82464-G4223-M
33	0,1	20 %	2,10	1,85	0,075	10	B82464-G4333-M
47	0,1	20 %	1,80	1,55	0,095	9,0	B82464-G4473-M
68	0,1	20 %	1,45	1,30	0,13	8,0	B82464-G4683-M
100	0,1	20 %	1,15	1,05	0,22	6,5	B82464-G4104-M
150	0,1	20 %	0,90	0,85	0,32	4,5	B82464-G4154-M
220	0,1	20 %	0,75	0,70	0,44	4,0	B82464-G4224-M
330	0,1	20 %	0,65	0,59	0,65	3,2	B82464-G4334-M
470	0,1	20 %	0,55	0,50	0,93	2,6	B82464-G4474-M
680	0,1	20 %	0,46	0,42	1,30	2,0	B82464-G4684-M
1000	0,1	20%	0,35	0,34	2,20	1,8	B82464-G4105-M





Impedance versus frequency



Inductance versus frequency

